

Document ID: 4922932

Owners Information Package Installation

Installation Instructions Part Number

84543091

Note: This Accessory requires reprogramming of the Radio or CSM (Center Stack Module). Please contact TCSC (Techline Customer Support Center) at 800-828-6860 (English) or 800-503-3222 (French), Prompt #1 for accessories (English only), and use the authorization code supplied in kit.

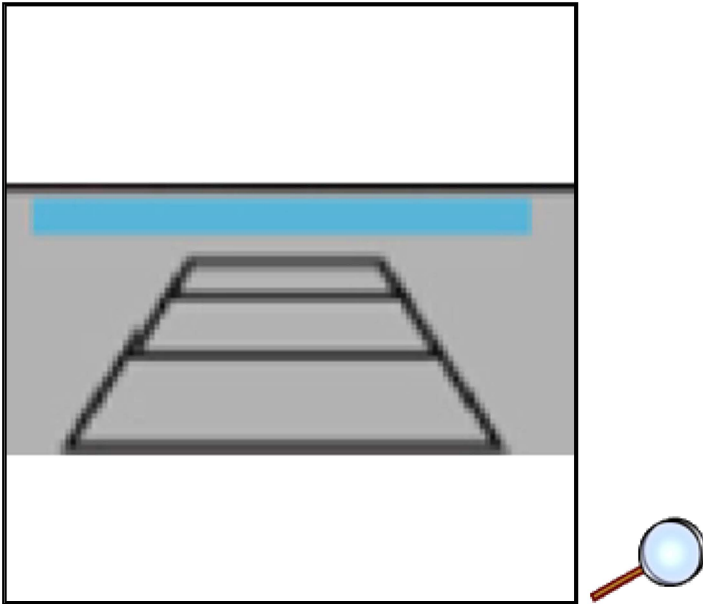
Note: The cost of programing your Hitch Guidance (ACO) is included in the cost of this kit.

Hitch Guidance (ACO)

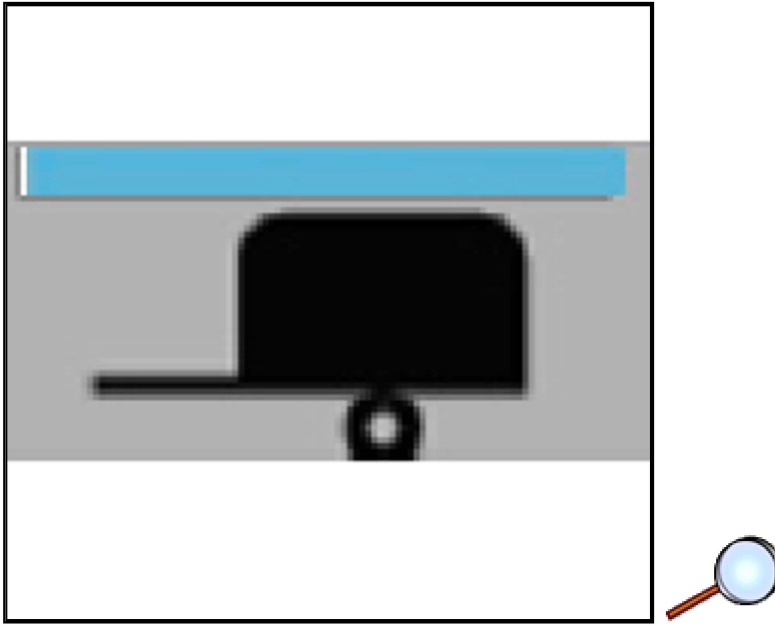
This feature will allow the owner to switch the view in the center stack display, when in reverse, to remove the normal back up assistance lines and add a line to help align the trailer hitch to a trailer, camper, boat, etc.

Trailer Guideline Button


1. Using the trailer guidelines buttons, the driver can turn the trailer guideline on or off. Turning the trailer guidelines on will turn the standard guidelines off.




- 1.1. Select the Standard Guideline ICON to turn on the Standard view.



1.2. Select the Trailer Guideline ICON to turn on the Hitch Guidance (ACO) view.



- Display with Standard Guidelines



- Display with Trailer Guidelines